


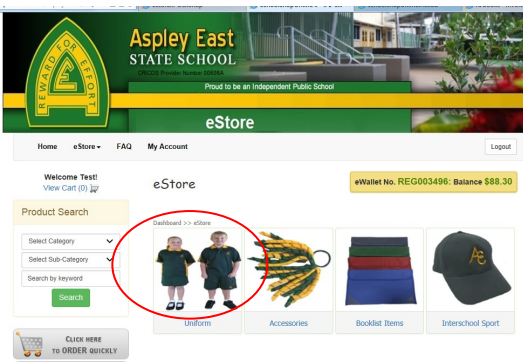
schoolshoponline

Q Store's e-Store—Parents Illustrated Guide to Ordering

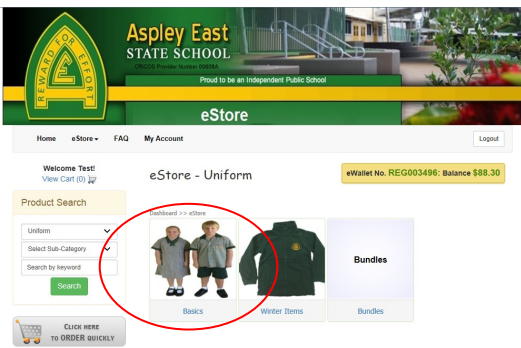
This guide describes the process of ordering uniforms via eStore. The process is similar for all Schoolshop Online purchases.



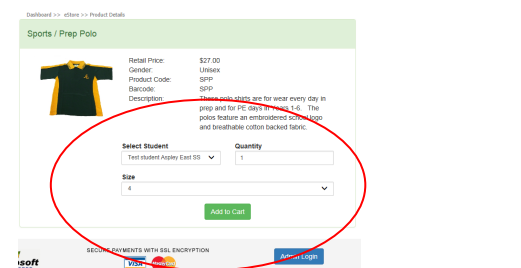
Login to SchoolShopOnline and select 'enter' on the e-Store icon.



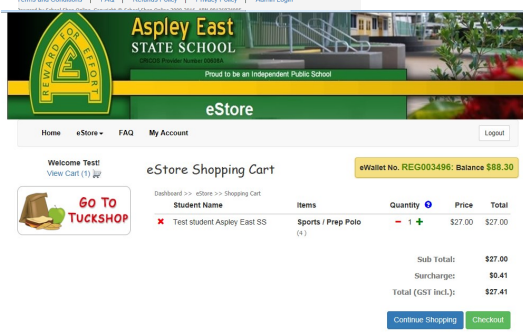
Select 'Uniforms', or other appropriate category to suit your needs.



Choose an appropriate sub-category. 'Basics' includes all typical uniform items, 'Winter Items' includes jackets and stock-



Click on which item you wish to purchase, select the appropriate attributes (e.g. size, quantity), then select 'add to cart'.



Once you have completed your order, choose to 'Check out', select payment method, and enter any additional information, if necessary.