

# schoolshoponline

## Q Store's e-Store—Parents Illustrated Quick Guide

This guide is a quick reference for registering, e-Wallet and ordering uniforms via eStore.

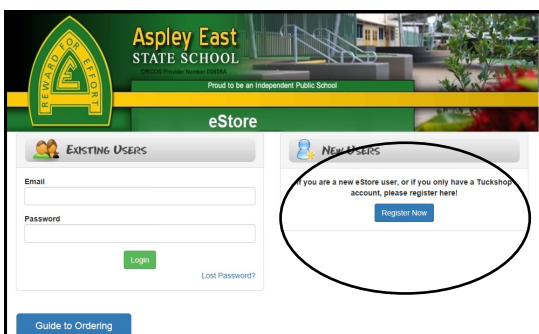


Follow the link from the school website or enter:


**schoolshoponline**

<https://schoolshoponline.net.au/aspleyeastss/index.aspx>

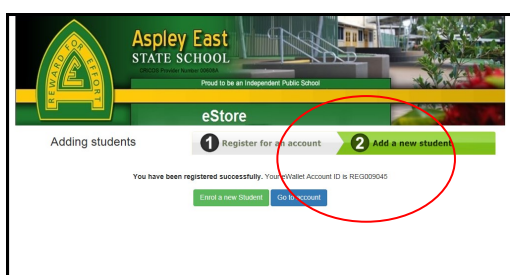
into your browser.



Register via the 'New Users' registration section.



Complete your personal details as directed. It is at this screen that you can choose to create an e-Wallet. An e-Wallet means that you can add money to your account by bank transfer and with only a 30cent fee (credit card transaction will incur additional fees). For further information, please see the e-Wallet Guide on the e-Store website. Click 'Next Step' when all details are entered.



Your e-Wallet ID is noted on this screen. This is the reference you use when you transfer funds to the SchoolShopOnline account. You now click to add your student/s, completing the registration process.